



**FRAME HINGE REINFORCEMENT
PLATE COVER**

FR170

- To be spot welded.




FRAME HINGE REINFORCEMENT

FR230

- For 4 1/2" hinges, 1 5/8" x 8 3/4", 10 GA.
- 4 welding dimples on each side.
- Specify with welding dimples (WD) or no welding dimples (ND).

100 OR 500 PER BOX




UNIVERSAL HINGE REINFORCEMENT

FR230 U

- For both doors and frames.
- For 4 1/2" hinges, 1 1/4" x 8 3/4", 10 GA.
- 4 welding dimples on each side.
- Specify with welding dimples (WD) or no welding dimples (ND).

100 OR 500 PER BOX



HINGE REINFORCEMENT

FR231

- For 6" hinges, 1 1/4" x 12", 7 GA.
- Specify with welding dimples (WD) or no welding dimples (ND).



HEAVY DUTY HINGE REINFORCEMENT

FR232

- For 5" hinges, 1 1/4" x 10", 7 GA.
- Specify with welding dimples (WD) or no welding dimples (ND).

100 OR 500 per box




CONVERTIBLE HINGE REINFORCEMENT

FR232 W

- For 5" hinges, 1 1/4" x 10", 7 GA.
- Dimples may be ground off or drilled out to convert from standard to heavy weight hinges.
- Specify with welding dimples (WD) or no welding dimples (ND).

100 OR 450 PER BOX




HINGE REINFORCEMENT

FR233

- For 5" hinges, 1 1/4" x 10", 7 GA.
- Specify with welding dimples (WD) or no welding dimples (ND).

100 OR 500 PER BOX



FULL WIDTH FRAME HINGE REINFORCEMENT **FR234**

- 10 GA.
- Specify jamb depth and offset when ordering.



HEAVY WEIGHT HINGE REINFORCEMENT **FR235**

- For 4 1/2" hinges, 1 1/4" x 10", 7 GA.
- Specify with welding dimples (WD) or no welding dimples (ND).

100 OR 500 PER BOX



HINGE REINFORCEMENT **FR235 A**

- For 4 1/2" hinges, 1 1/4" x 10", 7 GA.
- Also available in 304 stainless steel.
- Specify with welding dimples (WD) or no welding dimples (ND).

100 OR 500 PER BOX



CONVERTIBLE HINGE REINFORCEMENT **FR235 W**

- For 4 1/2" hinges, 1 1/4" x 10", 7 GA.
- For both doors and frames.
- Dimples may be ground off or drilled out to convert from standard to heavy weight hinges.
- Specify with welding dimples (WD) or no welding dimples (ND).

100 OR 450 PER BOX



CONVERTIBLE HINGE REINFORCEMENT **FR235 BT**

- Convertible hinge reinforcement for both doors and frames for 4 1/2" hinges, 1 1/4" x 8 3/4" 7 GA.
- Dimples maybe ground off or drilled out to convert to heavy weight hinges.



HINGE REINFORCEMENT **FR236**

- For 3 1/2" hinges, 7/8" x 7", 12 GA.
- 10-24 Th'd.
- No welding dimples (ND) only.




BLANK HINGE REINFORCEMENT **FR237**

- 1 1/4" x 8 5/8", 10 GA.
- Specify with welding dimples (WD) or no welding dimples (ND).



UNIVERSAL HEAVY DUTY HINGE REINFORCEMENT **FR238 U**

- For both doors and frames.
- For 4 1/2" hinges, 1 1/4" x 8 5/8", 10 GA.
- 4 welding dimples on each side.
- Specify with welding dimples (WD) or no welding dimples (ND).



HINGE REINFORCEMENT **FR239**

- For 4" hinges, 1 1/4" x 8 5/8", 12 GA.
- Specify with welding dimples (WD) or no welding dimples (ND).

100 OR 500 PER BOX



DUST MORTAR BOX

FR240


- For 4 1/2" hinge reinforcements.
- 100, 300 OR 800 PER BOX**



STANLEY HINGE REINFORCEMENT

FR241

- For 4" hinges, 1 1/4" x 8 3/4", 12 GA.
 - Specify with welding dimples (WD) or no welding dimples (ND).
- 100 OR 500 PER BOX**



HINGE REINFORCEMENT

FR242

- For 3 1/2" hinges, 1 1/4" x 8 5/8" 12 GA.
 - Specify with welding dimples (WD) or no welding dimples (ND).
- 100 OR 300 PER BOX**



3" RESIDENTIAL HINGE REINFORCEMENT

FR243

- Residential hinge reinforcement for 3" hinges, 5 3/4" x 1 1/4", 14 GA.
- Made from galvanized steel.
- Specify with welding dimples (WD) or no welding dimples (ND).



REVERSIBLE HINGE REINFORCEMENT

DR110

- For both doors and frames.
 - For 4 1/2" hinges, 1 1/4" x 8 1/8", 10 GA.
 - Specify with welding dimples (WD) or no welding dimples (ND).
- 100 OR 800 PER BOX**



HINGE REINFORCEMENT FOR ALUMINUM DOORS (ZINC PLATED)

DR222

- For 4 1/2" hinges, 1 1/4" x 8", 7 GA.
- 100 OR 700 PER BOX**



CONVERTIBLE HI-FREQUENCY HINGE REINFORCEMENT

DR370 B

- For both doors and frames.
 - For 4 1/2" hinges, 1 1/4" x 8 3/4", 10 GA.
 - Dimples may be ground off or drilled out to convert from standard to heavy weight hinges.
 - Specify with welding dimples (WD) or no welding dimples (ND).
- 100 OR 450 PER BOX**



ELECTRICAL HINGE REINFORCEMENT

DREHP

- Specify hinge size + standard or heavy weight when ordering.
 - With three 3/4" Dia. holes.
 - For both doors and frames.
 - Specify with welding dimples (WD) or no welding dimples (ND).
- 100 OR 500 PER BOX**